

Dist	COUNTY	ROUTE	POST MILES TOTAL PROJECT	SHEET No.	TOTAL SHEETS
04	SM	1	VAR	X	XX

REGISTERED CIVIL ENGINEER DATE
X-X-XX
PLANS APPROVAL DATE

Abdol M. Dehghani
No. 48216
Exp. 6-30-22
CIVIL
STATE OF CALIFORNIA

THE STATE OF CALIFORNIA OR ITS OFFICERS OR AGENTS SHALL NOT BE RESPONSIBLE FOR THE ACCURACY OR COMPLETENESS OF SCANNED COPIES OF THIS PLAN SHEET.

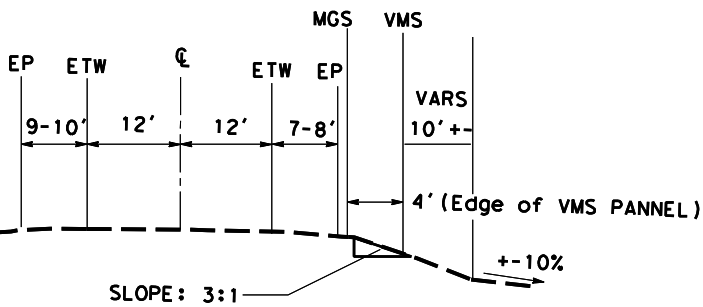
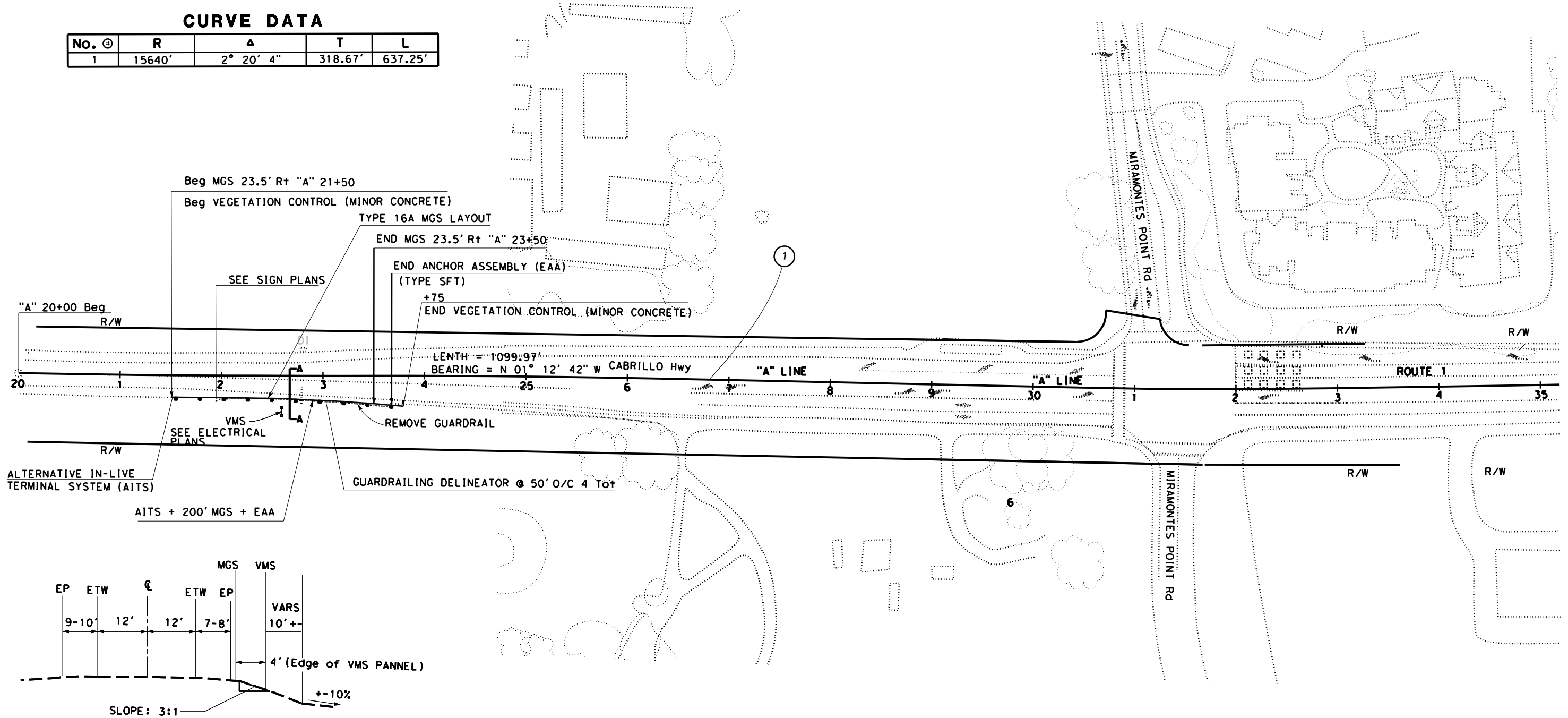
NOTE:
1. FOR ACCURATE RIGHT OF WAY DATA, CONTACT RIGHT OF WAY ENGINEERING AT THE DISTRICT OFFICE.
2. FOR WORK ON LOCATIONS 2,3,4,7,8 AND 10 SEE ELECTRICAL PLANS.

ABBREVIATIONS
VMS VARIABLE MESSAGE SIGN
WDS WIRELESS DETECTION SYSTEM



CURVE DATA

No. @	R	Δ	T	L
1	15640'	2° 20' 4"	318.67'	637.25'



LOCATION 1
PM 26.3

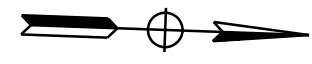
LAYOUT
SCALE: 1" = 50'

STATE OF CALIFORNIA - DEPARTMENT OF TRANSPORTATION
DESIGN
FUNCTIONAL SUPERVISOR: ABDOL DEGHANI
CALCULATED-DRAWN BY: [blank]
CHECKED BY: [blank]
REVISOR: [blank]
DATE REVISED: [blank]
MP: 11-22-21
MP: TL

Dist	COUNTY	ROUTE	POST MILES TOTAL PROJECT	SHEET No.	TOTAL SHEETS
04	SM	1	26.4/R47.3	A	ZYX

REGISTERED ELECTRICAL ENGINEER	DATE
PLANS APPROVAL DATE	

THE STATE OF CALIFORNIA OR ITS OFFICERS OR AGENTS SHALL NOT BE RESPONSIBLE FOR THE ACCURACY OR COMPLETENESS OF SCANNED COPIES OF THIS PLAN SHEET.



NOTE:
FOR ACCURATE RIGHT OF WAY DATA, CONTACT RIGHT OF WAY ENGINEERING AT THE DISTRICT OFFICE.

LEGEND FOR VMS (LOC 1):

- 1 Exist 2"C, 2#8(120V FLASHING BEACONS), 7 DLC.
- 2 INSTALL 3"C, 2#2(120V VMS/TMS).
- 3 Exist 2"C, 2#8(120V FLASHING BEACONS), 4 DLC.
- 4 Exist 2"C, 2#8(120V FLASHING BEACONS), 2 DLC.
- 5 Exist 2"C, 2#8(120V FLASHING BEACONS).
- 6 INSTALL VMS AND ASSOCIATED EQUIPMENTS PER SHEET ED-2.
- 7 MODEL 334L CABINET WITH CELLULAR DATA MODEM ASSEMBLY FOR VMS. INSTALL BBS.
- 8 3"C, 2#6(120V VMS/TMS), 1#6(120V VMS CONTROL), 1 CAT-6E ETHERNET CABLE.
- 9 1½"C, 2#6(120V VMS/TMS), 1#6(120V VMS CONTROL), 1 CAT-6E ETHERNET CABLE.
- 10 Exist 1½"C, 2#6(120V TRAFFIC Sig). ADD 2#2(120V VMS/TMS).
- 11 LABEL VMS/TMS POWER CONDUCTORS CLEARLY INSIDE EXISTING MODEL 332 CABINET.
- 12 Exist 1½"C, 2#8(240V Ltg), 2#8(120V FLASHING BEACONS), 2#10(120V IISNS), 3#14(120V PEU).
- 13 ADD 2#2(120V VMS/TMS).
- 14 ADD 50A, 120V, 1P, CB. LABEL "VMS/TMS".

LEGEND FOR WDS (LOC 2):

- 15 ADD WDS CABLE.
- 16 INSTALL WDS ON TRAFFIC SIGNAL POLE. SEE DETAIL SHEET ED-1.

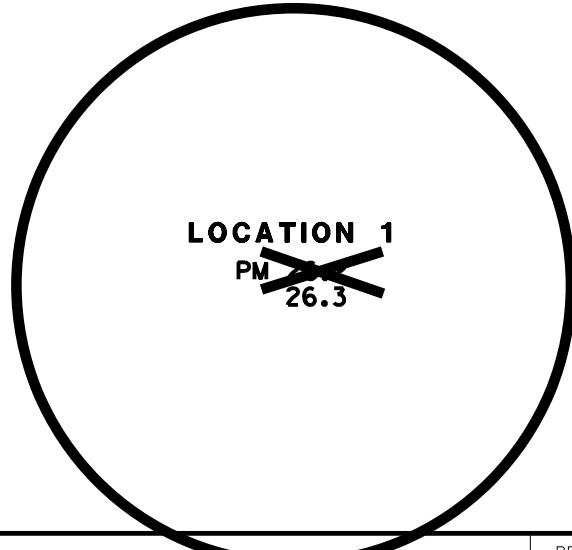
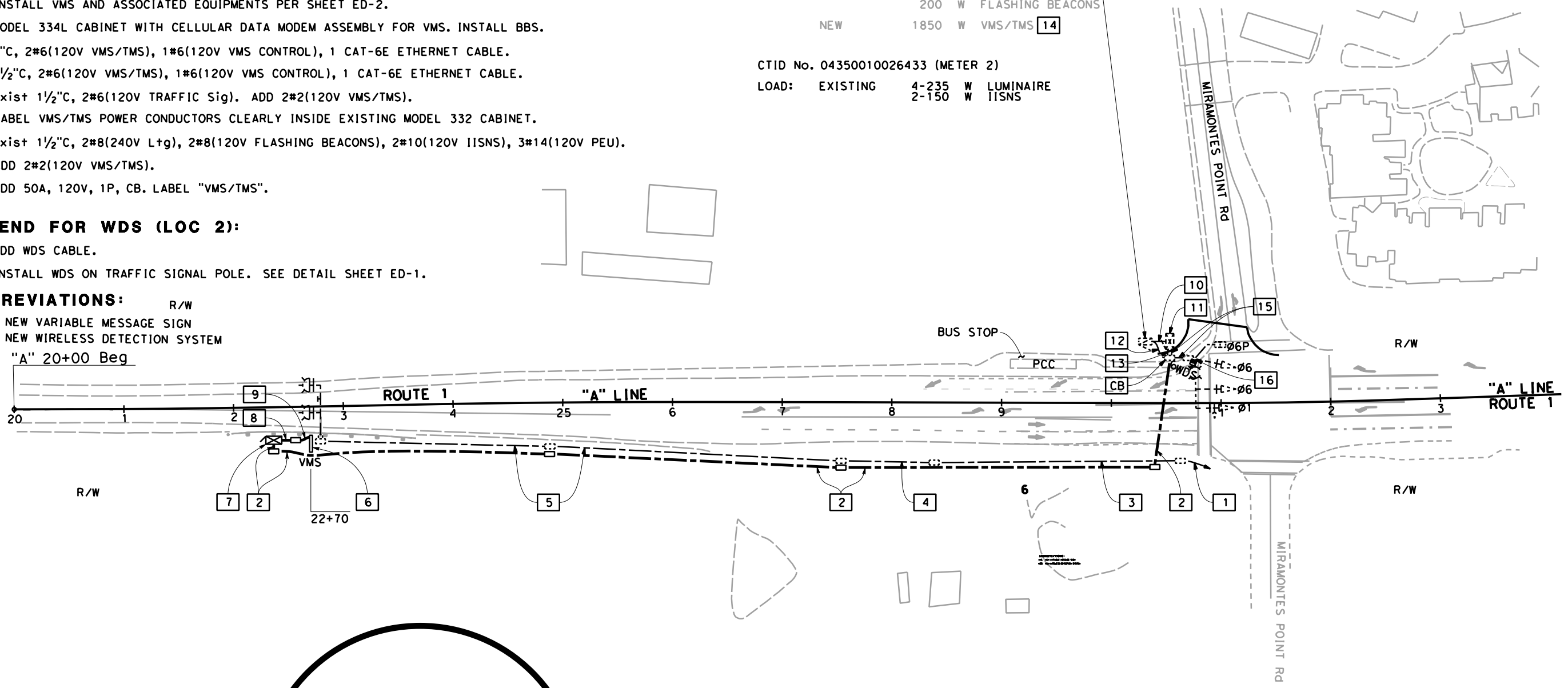
ABBREVIATIONS:

R/W
VMS NEW VARIABLE MESSAGE SIGN
WDS NEW WIRELESS DETECTION SYSTEM

Exist TYPE III-CF SERVICE EQUIPMENT ENCLOSURE

CTID NO. 04350010026431 (METER 1)
LOAD: EXISTING 1000 W TRAFFIC Sig
200 W FLASHING BEACONS
NEW 1850 W VMS/TMS 14

CTID No. 04350010026433 (METER 2)
LOAD: EXISTING 4-235 W LUMINAIRE
2-150 W IISNS



TRAFFIC MONITORING STATIONS

SCALE: 1" = 50'

E-1

STATE OF CALIFORNIA - DEPARTMENT OF TRANSPORTATION
 ELECTRICAL DESIGN
 FUNCTIONAL SUPERVISOR
 CALCULATED/DESIGNED BY
 CHECKED BY
 REVISED BY
 DATE REVISED
 ABZY
 A
 A
 A

DATE PLOTTED => 1/11/2022
 TIME PLOTTED => 11:02:02 AM

